

Locomotion: Dealing with friction*

V. Radhakrishnan

To move on land, in water, or in the air, even at constant speed and at the same level, always requires an expenditure of energy. The resistance to motion that has to be overcome is of many different kinds depending on size, speed, and the characteristics of the medium, and is a fascinating subject in itself. Even more interesting are nature's stratagems and solutions towards minimizing the effort involved in the locomotion of different types of living creatures, and man's imitations and inventions in an attempt to do at least as well.

The imperative to move

THE world of animals – which includes all of us – is characterized by voluntary motion. It is necessary to move to find food, or a mate, or to exercise the muscles needed to move.

For reasons that this article is all about, expenditure of energy always seems to be required to move, whether on land, in water or in the air. It is only in the space between the stars that bodies – such as the members of the solar system – are able to move for aeons with little or no expenditure of the energy associated with their motions. We attribute this seemingly everlasting persistence of motion – the first of Newton's laws – to the absence of material in space which the bodies otherwise would rub against creating heat at the expense of their kinetic energy. For terrestrial objects, both living and inanimate, one is in continual contact with one or more of the solid, liquid and gaseous parts of our environment, resulting in an expenditure of energy for motion even at uniform speed and at the same level.

Reducing the resistance that has to be overcome, which I shall call *friction*, allows a greater range of travel for a given input of energy, or a greater speed for a given input of power. In the course of evolution and adaptation, one *absolute* requirement for survival was surely that the energy needed to move to the location of the next meal should be less on average than that acquired from consuming the last one. Similarly, that the speed required either to capture prey, or to avoid becoming one, should be achievable with the power that can be summoned at short notice from the muscles.

In man's attempts to build vehicles capable of greater range and speed on land, in water and in the air, nature has provided much inspiration and numerous examples,

and in my attempts to understand the principles behind the functioning of craft in these different media, I have come to learn about and marvel at her creations.

Getting around friction

Civilization and its manifestations, often require the moving of heavy objects and undoubtedly provided the earliest opportunities for invention of devices to reduce the effort involved. The wheel is considered the greatest such invention and the three power sources used in the Middle Ages – animal, water and wind – all were exploited by means of wheels. I presume that the earliest form in which it appeared must have been logs on which heavy stones were rolled such as those of which the Pyramids were built. The force, or thrust, required to move the stone is now reduced from the colossal *sliding* friction over the ground which it must have, to the *rolling* friction of the stone over the logs and that of the logs over the ground which together could still be provided by a finite number of slaves, and presumably some form of persuasion (Figure 1).

The introduction of a simple axle in the center as in a chariot or wagon wheel was a giant leap forward, but at the expense of reintroducing sliding friction between the axle and the part of the wheel on which it rested (Figure 2). Although the full load was still on this common surface, the distance it had to be dragged was now reduced by the large ratio of the diameters, and this area could be lubricated. Lubricants magically reduce sliding friction between solids, and find universal application in places where they can be contained, e.g. between axle and hub. An extraordinary example of self-lubrication, and the only case I know where sliding friction can compete with rolling friction, is that of runners on ice. They enable skaters and ice yachts to reach impressively high speeds for the input powers involved, and I shall mention them again later.

The next ingenious step in the evolution of the wheel was to make it *all* rolling friction by *putting back* the cylindrical rollers, or equivalently spherical balls, in an

*Republished with permission from *Proc. Natl. Acad. Sci. USA*, 1998, **95**, 5448–5455, May 1998. Copyright 1998, National Academy of Sciences, USA. This version has minor additions and several extra illustrations.

Based on an evening public lecture delivered at the Annual Meeting of the Indian Academy of Sciences, in Hyderabad on 2 November 1997.

V. Radhakrishnan is in the Raman Research Institute, Bangalore 560 080, India.




Figure 1. Using rollers to move heavy stones as was presumably done when building the Pyramids. As each roller comes out at the rear it has to be reintroduced in front, a tricky operation which must have added not a little to the agony of the slaves.

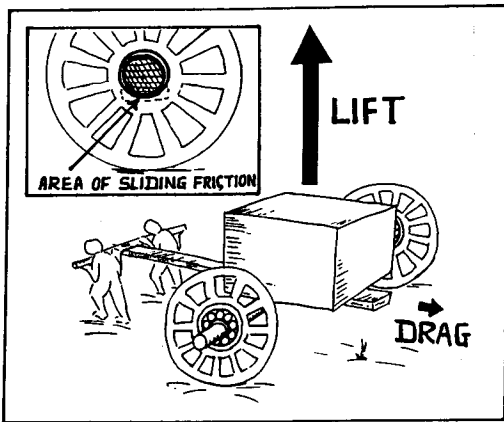


Figure 2. The wheel and axle, among the greatest inventions ever! Inset: Sliding friction has to be overcome at one place, but which can now be easily lubricated; Lower: The ultimate form of the wheel. Rollers (or balls) between the axle and the wheel hub make it all rolling friction. The ratio of lift to drag could easily be as high as 100:1.

annular space between the axle and the hub of the wheel, where they can remain in place. This idea was discussed in detail and illustrated in drawings by Leonardo da Vinci, who also invented the (now standard) cage that prevents the balls and rollers from rubbing against each other. It is such a device on which all objects that have to be moved on terra firma are ideally mounted, and which provides a support for the weight that I shall call 'lift' and a very small resistance to horizontal motion that I shall call 'drag', the ratio between the two being

very much greater than unity at low speeds (Figure 2). The interesting case of high speeds will be dealt with later. For movement along fixed routes an improvement that revolutionized the transport of goods and people over large distances was the introduction of *railways*. The rolling friction of steel on steel was so much less than other wheels on other surfaces that it made a dramatic change in transportation patterns over land, which endures to this day.

Needing and using friction

Let me dispel any growing feeling that friction is *all bad* by pointing out that the slaves in my illustration (Figure 1) would not have been able to generate any force to move the stone, but for the enormous friction between their feet and the ground. A lubricating film of oil under a heavy slab would facilitate pushing it over the floor, but the same oil under one's foot is unlikely to help in the pushing. We shall encounter later the more subtle manifestations of this essential role of friction in the generation of forces in fluid media, but let us just note here that one *always* needs friction to generate the force to overcome the drag caused by friction elsewhere. Optimization then strangely becomes the exercise of minimizing friction at one end of the system, while maximizing it at the other.

In the case of self-propelled land vehicles, we have the even stranger case of having to satisfy both requirements at one and the same place, namely, where the wheels rest on the road surface. Ideally, we need the impossible combination of maximum sliding friction required for acceleration, deceleration and turning, together with minimum rolling friction for fuel economy in cruising. On railways, which I already have praised for very low rolling friction, problems can arise when climbing grades if the sliding friction is not high enough to prevent the wheels of the locomotive from slipping. In extreme cases such as mountain railways, a rack and pinion is used, but in wet conditions on lesser grades the inelegant solution often resorted to is of throwing sand on the rails, to provide the extra bite.

Braking, which is as important a requirement as acceleration, especially in an emergency, has all to do with the ability of friction to dissipate kinetic energy to rapidly decelerate the vehicle. The ideal way of braking is to recover and reuse the kinetic energy, as can be done with flywheels in principle, or as sometimes done on electric vehicles in practice, with electromagnetic braking and the energy fed back into the power source. But in most wheeled systems like cars, trucks, bicycles, etc., the energy is irretrievably converted to heat and sadly lost.

Returning from the ethical to the technical aspects of braking, a problem that has remained with road vehicles

for most of a century is the difficulty of being able to stop on wet or icy or otherwise slippery surfaces. In such situations braking tends to lock the wheels and let the vehicle slide in some uncertain direction to an uncontrollable fate. When radial tyres came along they greatly improved safety at the expense of undoubtedly greater rolling friction. Many of us who date back before then were taught to 'pump' the brakes in conditions when skidding was likely, to prevent the wheels from locking. But technology, finally, has addressed and solved the problem in what is known as the Antilock Brake System (ABS) in which an electronic sensor modulates rapidly the pressure in the hydraulic circuit to prevent the wheels from locking and to ensure that the dissipation of energy is in the frictional elements of the braking system.

Getting back to the generation of thrust – to overcome drag – it is quite intuitive to appreciate that if your foot did not slip when pushing, you did as well as one possibly could in the exercise. What is less intuitive is that this is so, only because the earth one was pushing against, is as massive as it is, compared to the rest of the bits in the system. The law of conservation of momentum is unremitting in requiring that the momentum gained in propelling oneself (or one's vehicle) forward must be balanced by the imparting of an equal and opposite amount to whatever it was that one pushed against. So although the product of mass and velocity is inviolable, the energy carried away by whatever was 'kicked back' is proportional to its velocity squared and decreases impressively with increase of its mass, becoming effectively zero for objects as massive as the earth. At the other extreme is space flight with nothing to kick against, where accelerations require ejection of part of the mass of the system itself. Of more interest to us are the problems associated with generating thrust in a fluid like air or water. Although the tiniest ant can push against the whole earth, even a giant whale cannot push against the whole ocean.

Making headway afloat

The massive pillars of Stonehenge, and those of many temples in Egypt are believed to have been transported considerable distances over water, and to this day, carriage of heavy materials, and of large quantities of liquid in bulk, is effected both routinely and economically by barges, tankers and container ships.

The sources of friction encountered by vessels plying in water are several and of considerable interest. Two contributions, predominant at low speeds, are skin friction and profile drag. Skin friction depends on the roughness of the surface of the hull over which the water has to slide, and the consequent drag is proportional to the wetted surface and the square of the speed. Reduction is effected by having a smoother surface, and as little of it as possible. Profile drag is caused by the

deposition of energy in turbulent eddies in the wake due to *poor* streamlining of the hull. Streamlining, about which I shall have more to say later, can always be improved by giving the hull a longer and slimmer tail, but only at the expense of increase of wetted area, and of drag as a consequence. Profile drag also grows as the square of the boat speed, and thus the power to overcome both of these contributions (= force \times speed) will increase as the cube of the speed of the vessel. This indicates straightaway that it is cheaper to go slower, as the energy required to transport a given weight over a given distance on water is an increasing function of speed.

In the case of craft operating on the surface of the water (like boats, as opposed to submarines), there is yet another contribution caused by wave making that is the worst of all. For motion at constant speed on the water surface, there is nothing that varies with time as seen from the boat, and the wave pattern it sets up must perforce be *stationary* as viewed from it. In other words, the speed of the disturbance created by the boat must always be the same as its own. But water waves are 'dispersive', and the length of the wave created by the motion increases as the square of the speed. This causes the resistance due to wave making to increase very rapidly with speed as the length of the wave approaches that of the hull, and effectively to limit the maximum possible speed of any displacement hull to that of a wave as long as itself (Figure 3). This phenomenon discovered by the English engineer William Froude in the last century explains why the famous transatlantic ocean liners had to be as long as they were to do a speed of over 30 knots. Also that is why displacement craft are effectively limited in speed to the square root of twice their water line lengths, both measured in traditional sailor's units of knots and feet.

Climbing out or slicing through

Unlike the sound barrier in aeronautics which is a speed dependent only on the temperature of the air, and which




Figure 3. Wave-making drag increases catastrophically with speed as discovered by William Froude. It effectively limits the speed (measured in knots) of displacement hulls to the square root of twice their waterline lengths (measured in feet).

has nothing to do with the properties of the aircraft trying to penetrate it, the hull speed barrier for boats is determined only by the waterline length of the particular craft. It can be beaten by using the dynamic force of the water hitting a sloping under-surface or submerged foils to violate Archimedes' principle and to lift the hull out of the water. Speed boats, planing sail boats and water skiers all operate on this principle.

A different approach is to have more than one hull, the two-hull configuration being known in the West as a catamaran. (This is a strange corruption of the Tamil word *kattumaram* which literally means, and refers to, a craft made of a few tapered logs tied together and widely used by fishermen on the coast of South India.) Such catamarans which have a superstructure over two slender and well-separated hulls have great stability and can slice through the hull-speed barrier. There are more and more such craft around the world, both big and small, operating commercially at speeds well above the formal limit (Figure 4). The requirement of stationarity discussed earlier must continue to hold whatever the speed of the craft as long as it is constant. The only difference now is that the waves generated by it are much longer than its waterline length, and act less like a wall up which the craft has to climb (Figure 3).

In earlier times, water craft relied heavily on wind power, whose force on the sail increases as the square of the wind speed. We have just seen that skin friction and profile drag also increase as the square of the speed in water. As a result, the speed of a sailing vessel, which is *not* hull speed limited, would be proportional to the effective speed of the wind, and very high speeds can be achieved in very strong winds. Round-the-world non-stop voyages in a race for the Jules Verne trophy have been made by a catamaran (Figure 5) in 74 days and later by a trimaran (three-hulled) in 72 days, both craft



Figure 4. Multihulls can slice through the hull speed barrier. This 124 metre long catamaran carries 1500 passengers and 100 buses or 350 cars and does 42 knots without a fuss.

having waterline lengths of about 90 feet. In total disregard of the hull speed formula, these multihulls have exceeded 30 knots in storm force winds, and often averaged well over 20 knots for a full day's run, a speed rarely if ever achieved by ocean freighters, many times their length. The highest speeds however, attained under sail power (of the order of 100 knots), are by ice-yachts and land-yachts, on runners and wheels respectively, both very low-friction devices to which I shall return at the end.

On this topic, it is not well known that there are creatures other than humans who also sail. The best known is the Portuguese-man-of-war or *Physalia*, a colonial coelenterate with a large and beautiful float 20-30 cm long above ferociously armed tentacles, and which uses its crest as a sail. If there is doubt that we are talking about voluntary sailing, and not just being blown by the wind, the fishing spider *Dolomedes*, which is a surface tension supported animal, is reported to lift its second pair of legs from the surface on windy days to be carried across the water even against currents beneath. But the most incredible is the *Verella* - another colonial coelenterate - which has an obliquely mounted airfoil shaped pneumatophore, with which it can sail to windward! This is a technique requiring lift forces and whose intricacies I have discussed elsewhere¹.




Figure 5. Around the world non-stop in 74 days in total disregard of the hull speed formula. This sailing catamaran from New Zealand exceeded 30 knots in storm force winds and averaged over 16 knots for the entire circumnavigation. [Photo courtesy: ENZAFRUIT New Zealand (International)].

Up and away

We have touched upon the frictional consequences of moving on land or on water and it is now time to move off the surface. This requires a force equal to but opposing the force of gravity, and one way of producing it is by pumping air down to produce a high pressure cushion to support the weight. Remembering that atmospheric pressure is about 1 kg/cm^2 , even a very slight enhancement over a reasonable area suffices to support a heavy vehicle. Such a hovercraft usually has a flexible skirt around the base to reduce the leak and works very successfully as a ferry even over rough water (Figure 6). The extra energy required to pump the air is offset by the lack of any of the drag forces associated with the water. Speeds as high as 60 knots are attained, and the ride is comfortable as the waves do not affect the motion of the craft. Propulsion is effected by one or more airscrews and the most remarkable aspect, I find, is the casual way in which such craft climb ashore so loading and unloading of passengers and vehicles are all on dry land.

The same principle can be used to provide effortless rotation of heavy objects. The Raman Research Institute used such an airbearing to hold up and rotate a 10 m-diameter radio-telescope reflector weighing three tonnes for easy and accurate machining (Figure 7). Such bearings have also been used here and elsewhere as azimuth mounts for operational astronomical telescopes of moderate size.

A more silent and spectacular form of levitation is with static or dynamic electromagnetic fields, a vast subject by itself. At the microscopic end one has so

called 'atom traps' in which individual atoms can be floated and studied and for which development the Nobel Prize in Physics for 1997 was awarded to Chu, Cohen Tannoudji and Phillips. Interestingly, the process by which the atoms are slowed down to near zero velocity is thought of and described as due to friction with light beams from lasers. At the other end, and more relevant to this lecture, are magnetically-levitated trains using superconductors.

In between these two extremes and more as a matter of curiosity, I might mention diamagnetic levitation with magnets producing fields as high as 16 Tesla. In this kind of levitation, there is no dissipation and live ob-




Figure 7. An air bearing used to hold up and rotate a 3-tonne radio-telescope reflector for easy and accurate machining at the National Aerospace Laboratories, Bangalore.




Figure 6. Hovercraft, such as this one, function by creating a cushion of compressed air beneath them on which they float. A flexible skirt is added on to the base to contain the air cushion and permit clearing minor obstacles.

jects if small enough, like the frog in Figure 8, can be safely supported without any apparent ill effects. Michael Berry, one of the honorary fellows of our Academy, has written a paper (with Andre Geim) on the theory of such levitation², as also one with even more mathematics on the Levitron³, a fascinating magnetic top which if set in rotation levitates stably above a base of suitably arranged permanent magnets (Figure 9).

In thin air

It is time to take to the air, the world of insects and birds, mad men in little flying machines, and jumbo jets



Figure 8. Live objects like this little frog can be diamagnetically levitated without any apparent ill-effects. Photograph courtesy: Andre Geim².




Figure 9. The LevitronTM – a surprising and subtle physics toy. A spinning top floats stably above a magnetized slab without material support. Its mathematical theory has been given by Michael Berry³.

with hundreds of passengers. I cannot look at any bird in flight without admiring its effortless grace, and I cannot watch any airliner taking off without feeling that it is not possible. Flight is a miracle wrought by nature and, *hard to believe*, successfully imitated by man. It works because of the interplay of two very different forces called drag and lift that act at right angles to each other on any body placed in a fluid stream. Their magnitudes depend on the size, shape and orientation (to stream direction) of the body and, of course, also on the density and velocity of the fluid. Frictional drag has contributions from skin drag and profile drag similar to those of boat hulls, with a similar dependence on the square of the speed, and with similar recipes for reduction. Unlike boats however, an airplane is entirely immersed in its fluid, suggesting that the shapes of fish may not be bad examples for aircraft streamlining. One striking example is the use by Sir George Cayley (a pioneer in aviation experiments almost 200 years ago) of the measurements of a trout, which another pioneer Theodore von Karman pointed out nearly 150 years later⁴, as corresponding precisely to that of a modern low drag airfoil (Figure 10).

Something that Cayley and numerous others, until this century, found difficult to understand was *why* drag is reduced if the object is endowed with a long and tapering tail. In the absence of a picture in which gradual deceleration of the fluid in the rear resulted in little or no separation and associated eddy formation, it appeared as though what matters in streamlining is *not* the front, but mainly the design of the rear, leading the biologist Vogel to quip that as Hamlet put it 'There's a divinity that shapes our ends, Rough-hew them how we will'⁵.

I come now to *lift* which is an extraordinary, almost magical, force produced *perpendicular* to the fluid flow when a shape like a bird's wing encounters it nearly edge on. It is far greater in magnitude than the associated drag, just as for the wheel, and is what holds the bird or airplane up against gravity when made equal to its weight. Its generation was properly understood only after the development of circulation theory by many clever minds in the early years of this century.

Lift is also the force of choice for *efficiently* producing thrust to counter the drag of a body moving in a fluid. The blades of a propeller, and the screw of a ship are devices that work this way. In nature, all of the fastest continuously swimming animals in the open ocean




Figure 10. A comparison of Cayley's sketch of the cross section of a trout with a modern low-drag airfoil section. Dots indicate trout; Adapted from Figure 4 in ref. 4.

move their crescent shaped or so-called lunate tails, which have an airfoil cross section, in a precise pattern to produce high forward thrust. Penguins swim with their wings also using a motion that produces lift-based thrust. They fly in the water exactly as birds fly in the air. To understand how in addition to providing lift for countering gravity, the wing of a bird also produces thrust for propulsion using lift forces, I recommend the excellent book on this subject *Bird Flight*⁶ and references therein. Finally, the principles of lift generation by insects is full of surprises and a fascinating subject by itself which I have neither the space nor the knowledge to more than just mention.

Fluids and friction

This is perhaps the moment to return to a point made earlier regarding the absolute need of friction to generate forces required for locomotion. It is just as true for fluids as for solids, that if you want to push against them you had better have friction somewhere. Feeling the force due to motion of a fluid like air or water past our bodies is very much an everyday experience, and was surely the reason that d'Alembert was never taken seriously by practical experimenters in aviation. I refer to an apparent paradox advanced by the French mathematician over 200 years ago showing that there will be no net pressure on a solid past which a fluid flows⁴. But the theorists could not brush it aside as casually, because it came in the way of the development of a consistent mathematical treatment of airfoil theory. It was Prandtl who finally put paid to this problem by his breakthrough early this century in recognizing the existence and role of the boundary layer⁴. This region, no matter how thin, is *always* there at any fluid-solid interface and allows viscosity to play its role in providing the required 'grip'.

An important second form of drag peculiar to real world airfoils is that associated with producing lift, and is the price paid for sustentation. This induced drag, as it is called, decreases rapidly with increase in speed for reasons closely analogous to the propulsion problem discussed earlier. The higher the forward speed, the more the mass (and the less the downward velocity) of the air deflected to provide the lift, and hence the less the energy required to deflect it. These two varieties of drag with inverse dependences on speed together lead to something peculiar to flight, namely two optimum speeds for a given input of energy, one which maximizes range and the other endurance in the air (Figure 11). It is at the former that both a jumbo jet and a migrating bird would fly when crossing oceans, and at the latter when an aircraft is in a holding pattern or a bird is searching for food over an area.

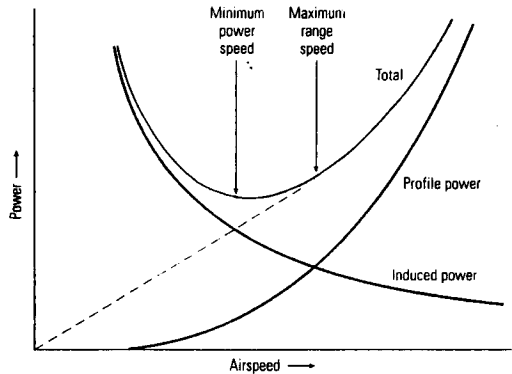


Figure 11. The power needed for flight at different speeds to overcome the sum of the induced drag which decreases with speed and the profile drag which increases with speed. This results in something peculiar to flight, namely two optimum speeds for a given input of energy, one which maximizes range and the other endurance in the air.

The above arguments in connection with induced drag should provide a hint as to why thrust based on lift (rather than on drag) involves a greater mass of fluid, and has greater propulsive efficiency. To appreciate what a marvelous job nature has done with flying, one need only note that there are small migratory birds, which fly *thousands* of miles without 'refueling', an unthinkable feat for any land or water animal. A sparrow, which is identical in mass and metabolic rate to a mouse, flies an order of magnitude faster than a mouse runs, and so has a minimum cost of transport an order of magnitude lower than that of a mouse.

The wing is nature's wheel, and can as freely convert potential to kinetic energy and vice versa. I used to think that nature had to resort to a mechanism so hard to understand physically, because it could not produce something with a true mechanical rotary joint, for almost obvious reasons. But I was wrong, and nature does make creatures with wheels, but not for rolling on hard ground. They live in a strange world which we must now enter to know what they are and how they work.

A sticky world

The creatures I refer to are bacteria and the special interest in them is because they live in a world dominated by viscosity, where inertia is negligible compared to drag that now varies *directly* with speed. A powerful dimensionless parameter involving size, speed, density and viscosity whose value tells you what is likely to happen when solid and fluid move with respect to each other, is called the Reynolds number. A duck flying at its

usual speed will have a value of over 100,000, whereas the swimming bacterium will have the *reciprocal* of this number.

At such incredibly low Reynolds numbers, life and locomotion are totally counterintuitive, as described picturesquely by Steven Vogel in his marvelous book⁵ on the physical biology of flow, and from which I have borrowed generously for this article. This is the world of flowing glass and creeping metals where flows, miraculously, become reversible. The effect of stirring three times clockwise can be undone by stirring three times counter clockwise. Streamlining becomes a fine way to increase drag, circulation around an airfoil for lift is almost impossible, and turbulence unimaginable.

The biologist Berg has compared the motion of a bacterium to that of a person trying to swim through asphalt⁷. If it suddenly stopped rotating its flagellum, it would coast to a stop in a distance much less than the diameter of a hydrogen atom!⁵ The picture this evokes is one of incredible difficulty requiring enormous strength to overcome. But it does not quite convey another aspect, namely the peculiar, technical, near-impossibility of generating thrust when viscosity reigns supreme.

In connection with the generation of lift and drag forces we saw the importance of the boundary layer wherein viscosity provided the required purchase. The trouble now is all purchase and no release, as when trying to shake off a particularly sticky piece of paper. Many of the usual forms of swimming that work so well for large creatures would, at the end of back and forth strokes of the limbs, restore the swimmer to the same position as at the beginning!

It is this aspect of the difficulty of locomotion for these diminutive creatures that was addressed by no less a giant in fluid mechanics than G. I. Taylor⁸. He showed that the slantways motion of a long and thin cylinder like a flagellum would generate a force at an angle to its track because of the difference in drag for motions with the axis parallel and perpendicular to the flow. The rotation of a helical tail would thus provide thrust along the axis of the helix. Taylor worked out the full theory and even made a working model (Figure 12) with twisted rubber bands where the tail went round and round *but without rotation*, like the pedal of a bicycle; because, and I quote Taylor, 'rotation is a type of distortion which is impossible in a living organism'⁸.

But evolution should never be underestimated and Berg and Anderson showed that the flagella did rotate rigidly driven by a reversible rotary motor at their base⁷. As this does not change the thrust produced, nature's choice of rigid rotation is presumably for other advantages. The conceptual difficulty of having true rotation was simply that of maintaining the physical connections to supply blood, nutrients and nerve impulses to any extremities that can rotate without restraint with respect to the rest of the body. But in this strange microscopic

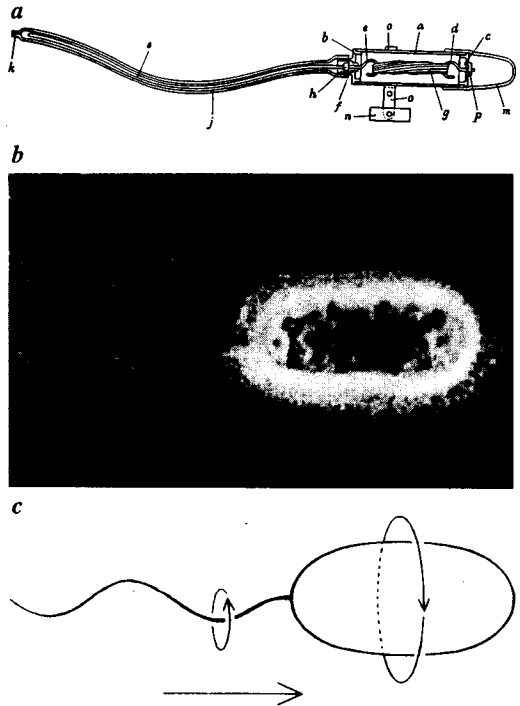


Figure 12. *a*, Working model of swimming spermatozoon made by G. I. Taylor⁸; *b*, One of a series of high speed photographs of a swimming bacterium made at 600–1,000 frames per second. In about a hundredth of a second the flagellar filaments complete one turn and the cell body moves forward a small fraction of its length (Reproduced with permission from ref. 7); *c*, The drawing shows the direction of rotation of the filaments and the cell body.

world *diffusion* through membranes can provide the necessary nutrients and oxygen to keep the motor going.

On the matter of the energy required to move to the next meal, the famous physicist Purcell calculated that if the bacterium wished to increase by 10% the food supply that diffusion brings to it if stationary, it would have to move almost 25 times as fast as it usually does⁵. Remembering that drag is proportional to speed, this would require about 600 times more power from the motor! As only Vogel could have put it, 'We've encountered the equivalent of a casual cow who, after eating, just waits for the local grass to re-grow'⁵.

In thick air

We now have at least a rudimentary picture of locomotion in different media to venture attempting comparisons, but before we do that I would like to go back to

vehicles on wheels and ask a question deferred earlier, namely what happens at high speeds. If the resistance to the motion of cars were due only to rolling friction, the maximum speed would be roughly proportional to the power of the engine (when geared with the appropriate ratio). But as seen in the amazing plot of Figure 13, the power required goes up as the cube of the speed in the range of the diagram – say above 120 km/h. This is dramatic evidence that above this speed rolling friction becomes negligible and the main resistance to be overcome is *all* air drag. (Not of much worry in India where the potholes and the traffic keep speeds well below this regime.)

What is even more interesting is that the effective area causing drag is the same for all the vehicles, roughly equal to three quarters of a square meter, and far less than their frontal area. This tells us how important

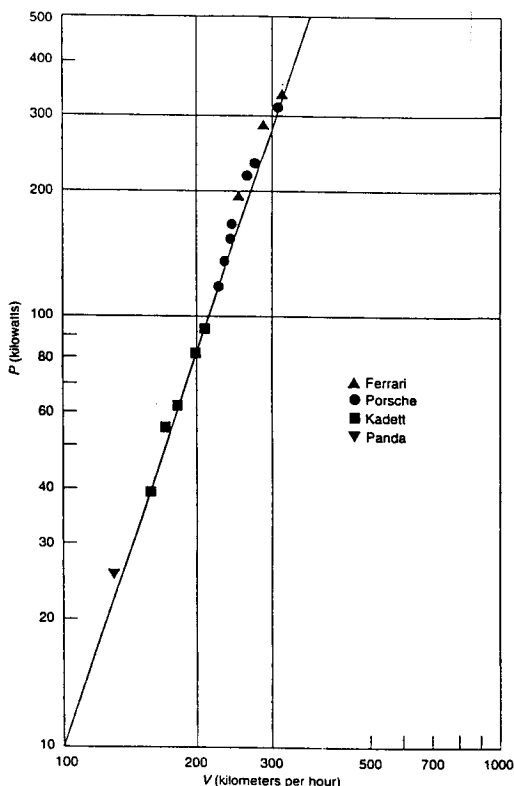


Figure 13. Engine power plotted against maximum speed for four makes of automobiles. The diagonal is steep because power increases as the third power of the speed. To go twice as fast requires an 8-fold increase in engine power. (Reproduced with permission from ref. 9. Copyright 1992 and 1996, Henk Tennekens, reprinted by permission of MIT Press.)

streamlining is, and to what extent it has been implemented, given the constraint that if a car were shaped like a trout, it would either be far too long or have no useful volume to speak of. More importantly, it tells us that the lift/drag ratio collapses rapidly at higher speeds, when air drag rears its ugly head, and partly explains why the recent land-speed record-breaking car has an engine with 75 megawatts of power! This is more than what is required by the cube law, but at the supersonic speeds achieved fresh terms enter the drag equation.

An even more striking demonstration that the air is not as thin as it is transparent is the 200-metre bicycle speed record over the years as shown in Figure 14. Until 1974 all efforts went into improving the tyres and the gears with only microscopic annual improvement. At this point they woke up to streamlining with immediate results¹⁰. Remember the cube law and also that a racing cyclist is pushing aside one-half to one ton of air a minute, which is why members of a team benefit from riding one behind the other, just as birds do by flying in a V formation. It has been calculated that by flying in


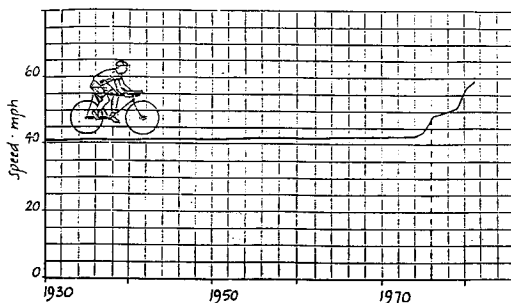


Figure 14. Speed record over the years for a cyclist over a 200-m distance after a flying start: steady slow improvement, followed by the revolution of streamlining. (Reproduced with permission from ref. 10. Copyright 1987, Philip and Phyllis Morrison. Reprinted by permission of Random House, Inc.)

formation, 25 birds could get an increase of 70% in distance travelled for a given expenditure of energy, and it has been observed that the role of leader is changed over on a rota system during the flight. On the matter of bicycles which are remarkable inventions, I will have more to say a little later.

To speed or not

Water, though occasionally transparent, is definitely thicker than air, and the force required to move water craft, diminishes with decrease in speed, and at an even faster rate. A horse that would need a very smooth road and good wheels to pull a 3-ton wagon can tow a 30-ton barge at walking speed. If you were willing to go slow enough to reduce the Reynolds number to that of order unity, the force required to tow *anything* depends only on the density and viscosity and for water is 10^{-4} dynes! Ships taking their time to cross the oceans must therefore give the absolutely lowest cost per ton-mile, if fuel was all that was counted. But time is also money in more

ways than one, not least when considering the capital cost investment. And speed has value from many different points of view including the importance of being there physically and not just virtually.

This issue was confronted head-on in a famous article¹¹ written almost fifty years ago by Gabrielli (the director of the Fiat airplane factories in Italy) and von Karman whom I have mentioned already. They began by saying that the history of technique and engineering testifies to the irresistible urge of humanity to go faster and faster and appropriately titled their article 'What price speed?'. They pointed out the difficulty of finding a measure of the comparative economy of locomotion because it is impossible to find a general measure for the value of speed in human life, and whose appreciation depends more on one's philosophy of life than on engineering science.

Having said all this, they proceeded to lay the foundation of any such future analysis and to draw conclusions that qualitatively remain valid after nearly half a century. As seen in their diagram (Figure 15), ships are

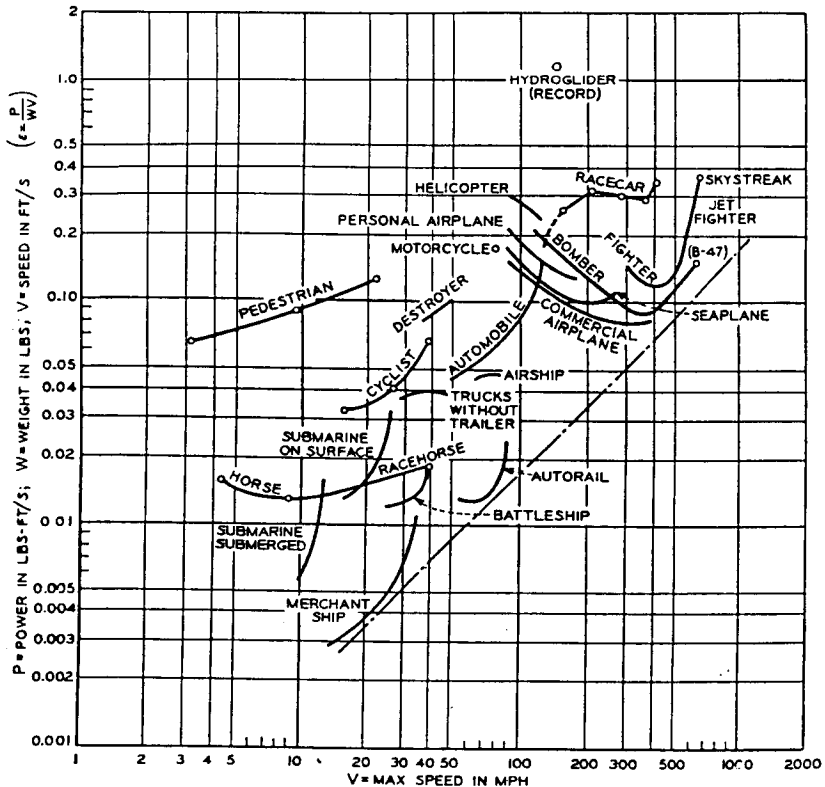


Figure 15. The energy cost of transport in different types of single vehicles. (Reproduced from ref. 11 with permission. Copyright 1950, American Society of Mechanical Engineers International.)

the most economical single vehicles at low speed. They also showed that for medium speeds the terrestrial, and for high speeds the aerial vehicles represent the optimum cases. Among numerous other perceptive remarks, they noted that convoys should be considered separately from single vehicles, especially trains which have far less air drag per unit weight because of their high length to cross section ratio. The speed of modern Japanese and French trains has far exceeded what was possible at the time of writing of their article, and I would like to illustrate their point with an example. We have seen in Figure 13 that in the case of automobiles a 3-fold increase in speed from 100 to 300 km/h entailed a 27-seven fold increase in engine power. For the identical 3-fold increase in speed, the sleek French highspeed train (TGV) requires *only a 3-fold increase in power*, namely 12 megawatts as opposed to 4 megawatts for an old-fashioned train of similar length doing 100 km/h! It is for such vehicles whose rolling friction would dominate over air drag even at high speeds that magnetic levitation makes sense; a pilot MAGLEV train in Japan recently reached 400 km/h and has a target speed of 550 km/h.

In the final section of their remarkable analysis Gabrielli and von Karman investigated the limitations to speed imposed by structural considerations. By introducing an appropriate structural parameter involving the allowable stress and specific weight of the construction material they showed that it is understandable that every class of means of transportation approaches a special limit beyond which no practical design is possible. They concluded presciently that high-rate titanium alloys, in development at the time of their writing, might substantially change the results of their analysis¹¹.

A recent attempt at bringing things up to date can be found in the delightful book *The Simple Science of Flight* (Reviewed in *Curr. Sci.*, 1997, 73, 7.) already referred to and which deals with very much more than flight of all kinds⁹. The conclusion of Tennekes, the author, stated very simply is that 200 km/h is the rough dividing line below which wheels make energetic sense but above which wings hold sway. To quibble a bit, my guess is that 'wheel-less' magnetically levitated trains may in the future come to occupy the middle region up to 500 km/h to advantage. But for transoceanic passenger travel and light freight, a jumbo jet flying at 1,000-plus km/h and at 10-plus km altitude has no economic competition as Tennekes very convincingly argues. Explaining the remarkable optimization, some of it fortuitous, of this particular aircraft, he calls the Boeing 747 the commuter train of the global village and notes that 'it was possible to design it only after titanium alloys much stronger than the best steel and aluminum alloys appeared on the market'⁹!

Muscling forward

I started with animals and I shall return to them. Twenty five years after 'What price speed?', and almost as long ago, appeared another famous paper entitled 'The energetic cost of moving about'¹². It was written by Vance Tucker, a biologist at Duke University in the US, who begins by asking why people should encumber themselves with a heavy apparatus such as a bicycle, particularly while going uphill. The invariable answer is, of course, that it is easier, but Tucker investigates *why* it should be so by looking into the way the muscles involved in locomotion work and the amount of energy expended.

To one like me who has been involved only with mechanical vehicles, some biological notions take getting used to such as that the cost of transport is infinite when the animal is standing still. This is because the metabolic rate remains finite even when the animal is not moving. Looked at this way, the efficiency becomes finite when the speed is greater than zero and the cost of transport reaches a minimum value at some speed at which the animal can cover distance on the level with the least energy expenditure. For example, a human of 70 kg achieves this at a fast walk – just over 6 km/h. At this speed, the metabolic rate is about 450 W, which when jogging briskly goes up even faster than the speed with a consequent drop in efficiency.

Tucker's study involved a vast range of animals, and in Figure 16, we see his plot of the minimum costs of transport for a variety of swimmers, fliers and runners, as well as some man-made devices and different forms of human locomotion. Tucker noted that as the range of masses on the abscissa covers 12 orders of magnitude from a fruit fly to a freight train, it is not surprising that the minimum costs of transport vary widely. What is surprising, however, is that swimming, flying and pedestrian animals fall roughly into separate groups irrespective of taxonomic status, as shown by the three lines in his plot. Excluding mice, a single line describes the minimum costs of transport for runners varying in size from small lizards and running birds to horses. Similarly, a single line fits the data for swimming fishes and another for fliers ranging in size from a fruit fly to the largest of muscle powered fliers, a pedal airplane. Within each category, the more massive the animal the less its cost of transport. Among the three categories the line for swimming fishes represents the lowest cost, with fliers next and runners the most uneconomical. What can we learn from this amazing collection of data on animal and other locomotion? Let me start with swimmers first and try to see if we can understand the general trend.

In three dimensions

The first point to note is that most fish have internal mechanisms that adjust their density to become neutrally

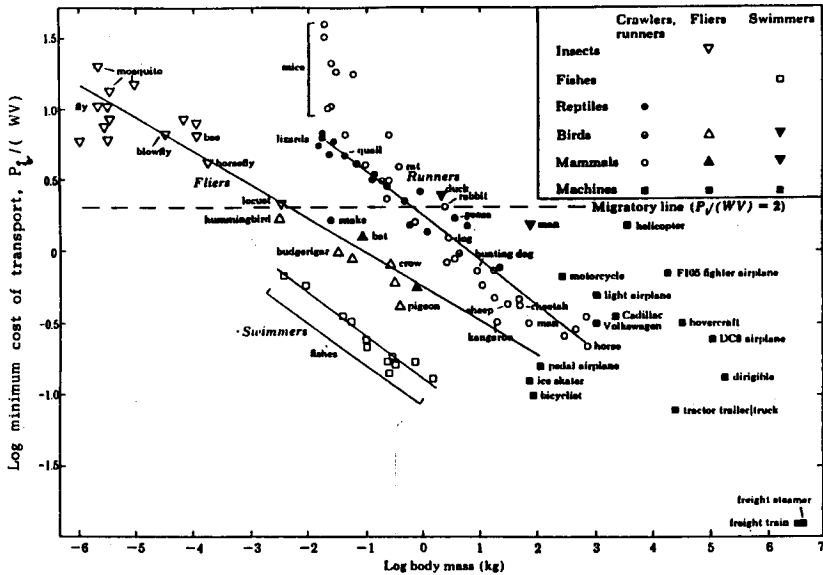


Figure 16. The minimum energy costs of transport for a variety of swimmers, fliers and runners as well as some man-made devices and different forms of human locomotion. (Reproduced from ref. 12 with permission. Copyright 1975. Reprinted with permission from *American Scientist*).

buoyant. Thus, expenditure of energy is not required to support them in the water, but only to push them through it. I have already remarked on the *quality* of nature's streamlining of fish, but have not mentioned that it is *quantitatively* so good that profile drag is a negligible addition to that caused by skin friction. The total is effectively equal to the resistance that a flat plate, of surface area equal to that of the fish, would feel when moving *edgewise* through the water at the same speed! As in the case of boats discussed earlier, the magnitude of this drag (proportional to the square of the speed) can be made arbitrarily small by decreasing the speed. But as pointed out above, the existence of a metabolic rate even for fish at rest must lead to an optimum speed that will depend both on the mass of the fish, and the dependence of metabolic rate on mass.

In a very famous paper written over sixty years ago, Kleiber¹³ showed that the basal, or resting, metabolic rate for animals over the vast range from mice to elephants scales closely as $M^{0.75}$. This amazing relationship has also been found to apply to aquatic species in more recent determinations¹⁴. Small variations from this rule will make a negligible difference for my purpose here, and in Figure 17, I have plotted both the static and dynamic contributions to the metabolic rate of swimming fish. Together they lead to a minimum cost of transport which scales approximately as $M^{-0.3}$, the slope of the

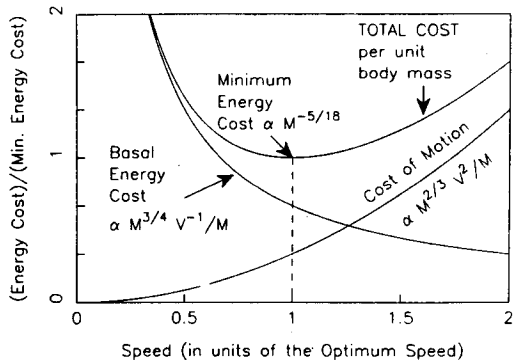


Figure 17. The energy cost of transport over unit distance versus speed for swimming fishes. For transport of mass M over unit distance at uniform speed V , the basal costs is A/V and that for motion is BV^2 , where A is assumed proportional to $M^{3/4}$ (metabolic rate), and B proportional to $M^{2/3}$ (surface area for self-similar shapes) and includes conversion efficiencies. Then, for unit body mass, the minimum energy cost is proportional to $M^{-5/18}$ (the slope in Tucker's plot) and is achieved at an optimum speed, which, for the above assumptions, is effectively independent of the mass, actually proportional to $M^{1/36}$. (It would be truly independent of the mass if the dependences of A and B on mass had a common exponent, say γ . The minimum energy cost then would be proportional to $M^{(\gamma-1)}$.)

line for fishes in Figure 16. (Apart from the red aerobic muscles used for steady movement, most fish, like other vertebrates, are also equipped with anaerobic white muscles. But as these are used only for rapid acceleration or in bursts of speed they do not affect the discussion.) And this minimum is achieved at an optimum speed which is practically independent of the mass. For the assumptions made here (see Figure 17 legend), it scales as the 36th root of the mass, an interesting but inconsequential exponent.

The main point I wish to make, and emphasize, is that the low minimum cost of transport, and its scaling with body mass, is a natural consequence of physical laws and the low basal metabolic activity of cold-blooded fish. Proper warm-blooded swimmers are not represented in Figure 16, but they have been discussed by Peters¹⁴ who showed that they would fall on a line between those for fliers and runners in Tucker's plot. As remarked by Peters, the high basal metabolic rate for these so-called homeotherms makes motion virtually no more tiring for them than standing still, and 'may contribute to the playfulness so apparent in captive whales, seals and otters'¹⁴

Moving up in Figure 16, the next line is for fliers. It excludes, naturally, soaring in thermals and gliding and such other forms of flight that derive energy from sources other than metabolic activity. One of Tucker's most interesting experiments was with a small parrot trained to fly freely in a wind tunnel while wearing a mask, so its power input could be measured during flight at various speeds¹². I have already mentioned a little earlier that all flying machines should have two optimum speeds corresponding to maximum range and maximum endurance. Tucker's budgerigar demonstrated this beautifully as seen in Figure 18. The balancing here is between the power required to be supported in the air and that to be pushed forward through it, at different speeds. As the resting metabolic rate for birds can be as low as a tenth of that during flight, it hardly plays a role in the establishment of the optimum speeds. Air is thinner than water, but birds and bats, like airplanes, have to fly fast enough to feel it sufficiently thick to support their weight, at which speeds the cost of transport becomes greater than in swimming. A great deal of work by many investigators has gone into understanding the aerodynamics and energetics of bird flight, and as Tucker, who has contributed immensely to this field, remarks 'The line for flying birds in the figure can be predicted'¹²

On this confident note I shall leave the movements of fish and fowl and return to terra firma.

Legging it

Pedestrian animals like ourselves are constrained to move on, or just above, an uneven two-dimensional sur-

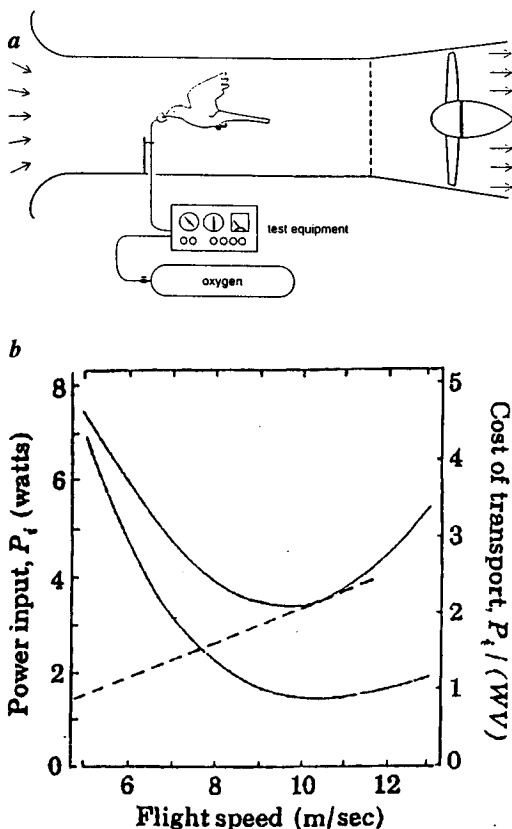


Figure 18. a, Vance Tucker's budgerigar in the wind tunnel. (Reproduced with permission from ref. 9. Copyright 1992 and 1996, Henk Tennekes. Reprinted by permission of MIT Press.) b, The curves show the dependence on speed of power input (upper solid line), and energy cost of transport (bottom solid line), for the budgerigar in level flight. The energy cost of transport has its minimum at a higher speed than for the power input, and corresponds to the value where a dashed line drawn through the origin of the axes for power input and flight speed is tangent to the corresponding curve. (Reproduced from ref. 12 with permission. Copyright 1975. Reprinted with permission from *American Scientist*.)

face that supports our weight whenever one or more of our limbs rests on the ground. It is true that we are immersed in the atmosphere, but still air contributes totally negligible resistance to movement at the normal speeds of most walkers and runners. Therefore, except for the initial acceleration, motion on the level and at constant speed should require energy *only* to overcome friction with the ground. Recalling the permanent overhead of a basal metabolic rate, and its high value for warm blooded creatures, the cost of transport for land animals should *decrease* with increasing speed up to a point, and

be the *lowest* instead of the highest as seen in Tucker's plot.

Note however from the same plot, that a human who is physically clumsy compared to most of nature's other creations, actually achieves the *lowest* cost of transport ever measured for an animal, by equipping himself with a bicycle. Also that one can do almost as well on ice skates. I have already remarked on the very low friction associated with wheels on level surfaces, and runners on ice, in connection with sail-powered craft. With these two devices one can propel oneself at speeds where lowering the head to reduce air resistance makes a difference, and when the cost of transport reaches the ultimate low! Can this mean that the frictional loss between feet, paws or hooves and the ground is enormous? Not at all, because if one's foot does not slip when walking, its action approximates rolling, and very little energy is lost *underfoot*. What then is the meaning of the high cost of transport for walkers and runners because it is not likely that nature made a botch of them all.

There are two questions that need answers here. Where did the energy go, and what was it that was being optimized? I see them as related and shall attempt to answer them together. Unlike swimming or flying which could be along a straight line connecting origin and destination, walking or running is the negotiation of the terrain in-between with obstacles of a variety of shapes, and *all* possible sizes from pebbles to mountains. The limbs, and their extremities, of mountain goats jumping from crag to crag, or of monkeys swinging from branch to branch were undoubtedly optimized to increase manoeuvrability, and the ability to get there, with less re-

gard to extra metabolic cost. Even more energy expensive than the steady-state aerobic values of Figure 16 are the sprints of predators like cheetahs, and those of the antelopes that try to escape them, both highly occasional and that call on anaerobic muscles.

The near-zero² locomotory efficiency of warm-blooded walkers is simply because the energy expended in accelerating the body by contracting a muscle at the beginning of a step is lost by stretching it at the end of the step, and doing what biologists call 'negative' work (because the displacement is opposite to the direction of the force). More recent work¹⁵ has shown that some fraction of the energy can be stored elastically and recovered for the next step, but this does not affect the line of reasoning here. What was optimized as I see it, is the ability to stop dead or change direction (e.g. to avert possible danger), rather than letting momentum carry you along unwillingly like on a bicycle without brakes. For all the needs of life on land, efficiency in moving must be of less importance than having the incredible control and manoeuvrability of animals with legs, which vehicles on wheels or skates could hardly ever have.

An interesting historical development related by Gould¹⁶ is that by the sixth century AD, 2000 years after generals of the biblical armies rode on chariots, wheels as a means of transportation virtually disappeared from Morocco to Afghanistan and were replaced by camels. As pack animals, they were more efficient than carts pulled by draft animals (even by camels), could ford rivers, traverse rough ground, required far less manpower to tend them than if with wagons, and had great



Figure 19. Escher's design for all-terrain locomotion. (From *De Wereld van M. C. Escher*, Meulenhoff International Amsterdam, 1971.)

endurance and longevity. The committee supposedly charged with designing a horse did remarkably better than generally appreciated. Finally, as a space-age example of this kind of reversion, we have planetary exploration vehicles designed with legs instead of wheels to cope with very uneven terrain. But the ultimate solution to cope with all conditions comes from the fertile mind of the inimitable Escher (Figure 19).

As Tucker explained¹², an alternative strategy for the efficient use of muscles is to prevent them from stretching at all. This can be accomplished by means of a mechanism that converts the downward velocity component of the body's center of mass at the end of one step cycle to the upward component at the start of a new cycle by applying a force to the center of mass at right angles to its direction of motion, doing *no* work in the process. This is the principle used by birds and bicyclists (and skaters) to attain high muscular efficiencies during locomotion. Tucker concluded by saying that the cost of transport on a bicycle is low because active muscles are not stretched while pedaling and mean muscle efficiency is about 0.25, nearly its maximum value. Thus do humans move along a level surface with the same muscular efficiencies that swimming and flying animals achieve naturally.

Locomotion at its best is thus the story of wheels and wings.

1. Radhakrishnan, V., *Curr. Sci.*, 1997, **73**, 503-516.
2. Berry, M. V. and Geim, A. K., *Eur. J. Phys.*, 1997, **18**, 307-313.
3. Berry, M. V., *Proc. R. Soc. London*, 1996, **A452**, 1207-1220.
4. von Karman, Th., *Aerodynamics*, Cornell University, Ithaca, New York, 1954.
5. Vogel, S., *Life in Moving Fluids, The Physical Biology of Flow*, Princeton University Press, Princeton, 1996.
6. Dhawan, S., *Bird Flight* (Raman Memorial Lectures), Council of Scientific and Industrial Research, India, 1988.
7. Berg, H. C., *Sci. Am.*, 1975, **233**, 36-44.
8. Taylor, G. I., *Proc. R. Soc.*, 1952, **A211**, 225-239.
9. Tennekes, H., *The Simple Science of Flight*, The MIT Press, Cambridge, Massachusetts, 1996.
10. Morrison, P. and Morrison, P., *The Ring of Truth*, Random House, New York, 1987.
11. Gabrielli, G. and Von Karman, Th., *Mech. Engg.*, 1950, **72**, 775-781.
12. Tucker, V. A., *Am. Sci.*, 1975, **63**, 413-419.
13. Kleiber, M., *Hilgardia*, 1932, **6**, 315-353.
14. Peters, R. H., *The Ecological Implications of Body Size*, Cambridge University Press, Cambridge, 1983.
15. McNeill Alexander, R., *Exploring Biomechanics - Animals in Motion*, Scientific American Library, New York, 1992.
16. Gould, S. J., *Hen's Teeth and Horse's Toes*, Penguin Books, London, 1983.

ACKNOWLEDGEMENTS. I am grateful to Avinash Deshpande for assistance with figures and formulae, to Henk Tennekes for much help and encouragement, and to a very large number of birds for unceasing inspiration.